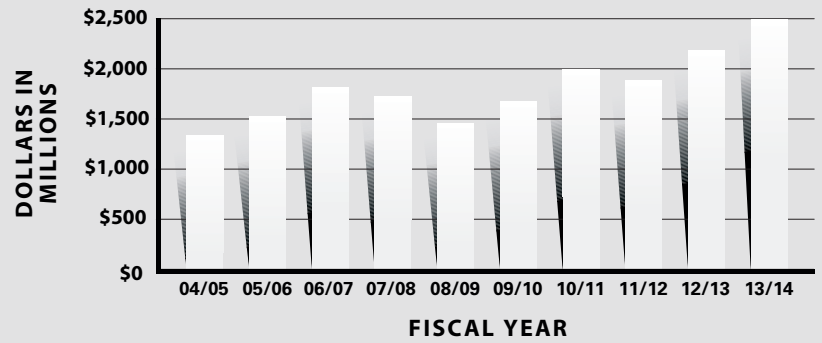


**PURDUE ENDOWMENT
AT JUNE 30, 2014**

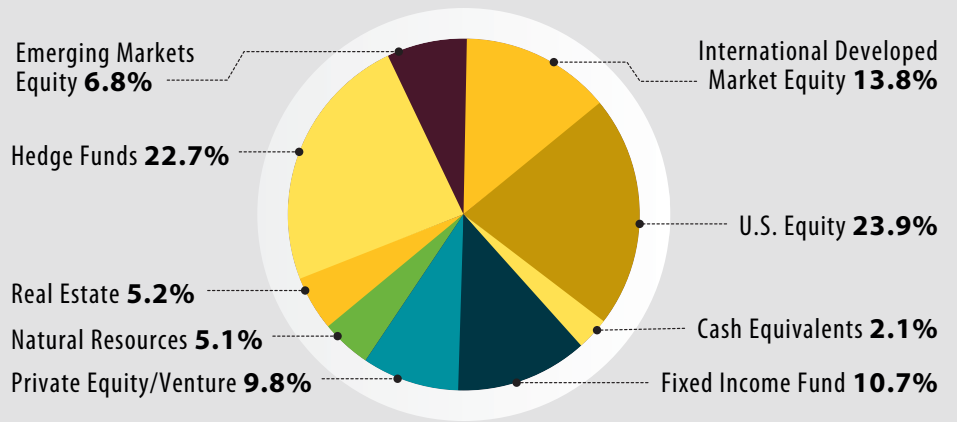
ENDOWMENT MARKET VALUE



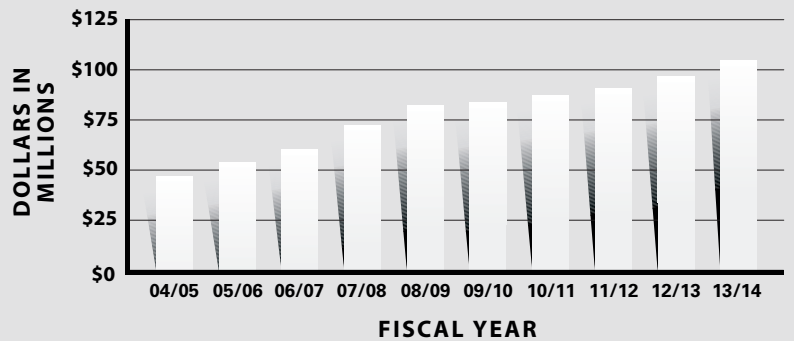
FISCAL YEAR ENDOWMENT POOL RETURNS AS OF JUNE 30, 2014

	1-YEAR	3-YEAR	5-YEAR	10-YEAR
PURDUE ENDOWMENT	17.1%	8.6%	12.7%	7.7%
TARGET BENCHMARK	16.5%	8.3%	11.8%	7.9%
S&P 500 INDEX	24.6%	16.6%	18.8%	7.7%

**ACTUAL ASSET
ALLOCATION**



**ENDOWMENT
DISTRIBUTIONS —
\$781.3 MILLION IN
THE PAST 10 YEARS**



**2013-2014
DISTRIBUTIONS —
\$106 MILLION**

